



**NOVA**  
**IRON & STEEL LTD.**

CIN : L02710CT1989 PLC010052

F-Block, 1st Floor, International Trade Tower, Nehru Place,  
New Delhi-110019 INDIA Tel.: +91-11-30451000 Fax: +91-11-23712737

Email : rai\_nisl2007@yahoo.com, www.novaironsteel.com

**THROUGH ONLINE PORTAL**

Ref:NISL/LISTING/2019-20

Dated 14/11/2019

The Secretary  
Bombay Stock Exchange Limited  
Phiroze Jeejeebhoy Towers,  
25th Floor, Dalal Street,  
Mumbai-400001

**Subject: Outcome of Meeting of Board of directors -  
Unaudited Financial Results for the quarter and half year ended 30/09/2019**

Dear Sir,

Board of Directors of the Company in its meeting held on 14/11/2019 approved the Unaudited financial results for the quarter and half year ended 30/09/2019.

In pursuant to Regulation 33 and 30 read with Schedule III of Security and Exchange Board of India (Listing Obligations and Disclosure Requirements) Regulations, 2015, please find enclosed herewith copy of Unaudited financial results for the quarter and half year ended 30/09/2019 and Statement of Asset and Liabilities for the half year ended 30/09/2018 along with Limited Review Report as per Annexure V.

Kindly take note of the above and also update your website for the information of our shareholders and investors.

Yours faithfully,  
**For Nova Iron & Steel Limited**

  
**Dheeraj Kumar**  
(Company Secretary)



Encl: as above

**Independent Auditor's Review Report on the Standalone Quarterly Unaudited Financial Results of the Company Pursuant to the Regulation 33 of the SEBI (Listing Obligations and Disclosure Requirements) Regulations, 2015, as amended**

Review Report to  
The Board of Directors  
Nova Iron & Steel Limited  
Village-Dagori, Tehsil Belha, Bilaspur  
Chhattisgarh

1. We have reviewed the unaudited Ind AS Financial Results of M/s Nova Iron & Steel Ltd. (the "Company") for the quarter and half year ended September 30, 2019 (the "Statement") attached herewith, being submitted by the Company pursuant to Regulation 33 of the SEBI (Listing Obligations and Disclosure Requirements) Regulations, 2015, as amended ('the Regulation'), read with SEBI Circular CIRICFD/CMD1/44/2019 dated March 29, 2019 ('the Circular').
2. The preparation of the statement in accordance with the recognition and measurement principles laid down in Indian Accounting Standard (Ind AS) 34 "Interim Financial Reporting" prescribed under Section 133 of the Companies Act, 2013 read with Companies (Indian Accounting Standards) Rules, 2015, as amended, read with 'the Circular' and other accounting principles generally accepted in India is the responsibility of the management of the Company and has been approved by the Board of Directors. Our responsibility is to express a conclusion on the Statement based on our review.
3. We conducted our review of the Statement in accordance with the Standard on Review Engagement (SRE) 2410, "Review of Interim Financial Information performed by the Independent Auditor of the Entity" issued by the Institute of Chartered Accountants of India. This Standard requires that we plan and perform the review to obtain moderate assurance as to whether the Statement is free of material misstatement.
4. A review is limited primarily to inquiries of company personnel and analytical procedures applied to financial data and thus provides less assurance than an audit. We have not performed an audit and, accordingly, we do not express an audit opinion.
5. **Basis for Qualified Conclusion**
  - (a) As stated in Notes, company has not provided for interest expense of Rs. 708.55 Lakhs and Rs. 1,456.91 Lakhs (Estimated) for the quarter and half year respectively ended 30<sup>th</sup> September 2019 related to borrowings of Rs. 33,157.29 Lakhs. Statements of accounts were not available to confirm the balances/interest chargeable thereon.

*Had the interest been so provided,*



(i) the finance cost and net loss would have been higher by Rs. 708.55 Lakhs and Rs. 1,456.91 Lakhs (Estimated) for the quarter and half year respectively ended 30<sup>th</sup> September 2019; and

(ii) short term borrowings would have been higher and other equity would have been lower by Rs. 1,456.91 Lakhs (Estimated) as on 30<sup>th</sup> September 2019.

(b) During the quarter ended 30<sup>th</sup> September 2019, the company has not provided for deferred tax and in the absence of information the impact on Unaudited Financial Results cannot be quantified.

#### 6. Qualified Conclusion

Based on our review conducted as stated above, with the exception of matters described in the preceding paragraph, nothing has come to our attention that causes us to believe that the accompanying statement of unaudited financial results have not been prepared in all material respects in accordance with the applicable Indian Accounting Standards (Ind AS) prescribed under Section 133 of the Companies Act, 2013 read with relevant rules issued thereunder and other recognized accounting practices and policies, and has not disclosed the information required to be disclosed in terms of 'the Regulation', read with 'the Circular' including the manner in which it is to be disclosed, or that it contains any material misstatement except for the matters specified here under.

#### 7. Emphasis of Matter


a) Attention is invited to Note No. 5 of the financial results, that land under Property Plant and Equipment includes land measuring 72.95 acre valued at Rs. 194.34 Lakhs bought by the company in the name of third parties. Transfer of the same in the company's name is yet to be initiated.

Our Conclusion is not modified in respect of the above matter.

#### 8. Other Matter

The financial results of the Company for the year & quarter ended March 31, 2019 and quarter ended September 30, 2018 being comparative results included in this Statement were reviewed by the predecessor Auditor (M/s Mehra Goel & Co.), who vide their reports dated May 28, 2019 and November 11, 2018 expressed a modified opinion and modified conclusion respectively on these financial results. Our conclusion is not modified in respect of this matter.

**For Ashwani & Associates  
Chartered Accountants**

  
(Sanjeeva Narayan)  
Partner

M. No.: 084205

UDIN: 19084205AAAAPE8472

Place: New Delhi

Dated: 14.11.2019

## NOVA IRON & STEEL LTD

Registered Office : Village Dagori, Tehsil - Belha, Distt Bilaspur (Chhattisgarh)

Email: [rai\\_nisl2007@yahoo.com](mailto:rai_nisl2007@yahoo.com), website: [www.novaironsteel.com](http://www.novaironsteel.com)

(CIN: L02710CT1989PLC010052) Phone: 011-30451000, Fax: 011-23712737

Statement of Unaudited Financial Results for the Quarter and Half Year Ended As On 30<sup>th</sup> September, 2019

(Rs. in Lacs)

Sr.No.	Particulars	Quarter Ended			Half Year Ended		Year Ended
		30.09.2019 (Unaudited)	30.06.2019 (Unaudited)	30.09.2018 (Unaudited)	30.09.2019 (Unaudited)	30.09.2018 (Unaudited)	31.03.2019 (Audited)
1	Revenue From Operations	3288.22	310.71	0.00	3596.93	340.00	380.65
2	Other Income	9.19	39.23	21.67	48.42	30.75	166.31
3	<b>Total Income (1 + 2)</b>	<b>3297.41</b>	<b>349.94</b>	<b>21.67</b>	<b>3647.35</b>	<b>370.75</b>	<b>526.96</b>
4	<b>Expenses</b>						
	(a) Cost of Materials Consumed	3234.67	275.92	0.00	3510.59	0.00	17.83
	(b) Changes in inventories of finished goods & work-in-progress	143.12	0.00	0.00	143.12	0.00	0.00
	(c) Employee benefits expense	372.04	23.56	91.74	395.60	203.68	299.18
	(d) Finance Costs	11.60	2.10	-65.94	13.70	0.94	35.22
	(e) Depreciation	690.61	20.17	22.60	710.78	44.85	90.80
	(f) Other expenses	1186.72	65.92	175.87	1252.65	274.59	380.75
	<b>Total Expenses</b>	<b>5638.76</b>	<b>387.68</b>	<b>224.27</b>	<b>6026.44</b>	<b>524.06</b>	<b>823.78</b>
5	<b>Profit / Loss (-) before exceptional item, share of profit of Joint Ventures / Associates and tax (3 - 4)</b>	<b>-2341.35</b>	<b>-37.74</b>	<b>-202.60</b>	<b>-2379.09</b>	<b>-153.31</b>	<b>-296.82</b>
6	Exceptional Items	0.00	0.00	0.00	0.00	0.00	363.85
7	<b>Profit / Loss (-) before share of profit of Joint Ventures / Associates and tax (5 +6)</b>	<b>-2341.35</b>	<b>-37.74</b>	<b>-202.60</b>	<b>-2379.09</b>	<b>-153.31</b>	<b>67.03</b>
8	Add : Share of Profit of Joint Ventures / Associates	0.00	0.00	0.00	0.00	0.00	0.00
9	<b>Profit / Loss (-) before tax (7 + 8)</b>	<b>-2341.35</b>	<b>-37.74</b>	<b>-202.60</b>	<b>-2379.09</b>	<b>-153.31</b>	<b>67.03</b>
10	<b>Tax expense</b>						
	(a) Current Tax	0.00	0.00	0.00	0.00	0.00	12.90
	(b) Mat Credit Entitlement	0.00	0.00	0.00	0.00	0.00	-12.90
	(c) Deferred Tax (credit)/charge	0.00	-3.52	-3.03	-3.52	-4.39	-4.88
	(d) Earlier Years	0.00	0.00	0.00	0.00	0.00	0.00
11	<b>Net Profit / Loss (-) for the period after tax (9 +10)</b>	<b>-2341.35</b>	<b>-41.25</b>	<b>-205.63</b>	<b>-2382.61</b>	<b>-157.70</b>	<b>62.17</b>
12	<b>Other Comprehensive Income</b>						
	<b>Items that will not be reclassified to Profit and Loss</b>						
	i Change in Fair Value of Investment	0.00	0.00	-11.18	0.00	-11.18	0.31
	ii Remeasurement of the net defined benefit liability / asset	0.00	0.00	-5.22	0.00	-10.43	9.25
	iii Income tax effect on above	0.00	0.00	3.03	0.00	4.39	-2.47
	<b>Total Other Comprehensive Income for the period : (i+ii+iii)</b>	<b>0.00</b>	<b>0.00</b>	<b>-13.36</b>	<b>0.00</b>	<b>-17.22</b>	<b>7.09</b>
13	<b>Other Comprehensive Income for period (11 + 12)</b>	<b>-2341.35</b>	<b>-41.25</b>	<b>-218.99</b>	<b>-2382.61</b>	<b>-174.92</b>	<b>69.26</b>
14	<b>Paid-up equity share capital</b>	<b>361.39</b>	<b>361.39</b>	<b>361.39</b>	<b>361.39</b>	<b>361.39</b>	<b>361.39</b>
15	<b>Face Value of share (In Rs.)</b>	<b>10.00</b>	<b>10.00</b>	<b>10.00</b>	<b>10.00</b>	<b>10.00</b>	<b>10.00</b>
16	<b>Earning per Share</b>						
	1 Basic	-6.48	-0.11	-0.57	-6.59	-0.44	0.17
	2 Diluted	-6.48	-0.11	-0.57	-6.59	-0.44	0.17

- Notes :**
- The above Unaudited Financial Results for the quarter ended on 30th September, 2019 have been reviewed by the Audit Committee and taken on record at the Board Meeting held on 14.11.2019.
  - The figures of the previous quarter / year have been regrouped / reclassified, where ever considered necessary to confirm the current year's classification.
  - Gratuity, Leave encashment, income taxes, Deferred taxes and other usual necessary provisions have been made on an estimated basis.
  - Land under Property Plant & Equipment includes land measuring 72.95 acres valued at Rs. 194.34 Lakhs bought by the company in the name of third parties. Transfer of the same in the company's name is yet to be initiated.
  - In lieu of brought forward losses no current tax expense has been recognised. Tax payable as per MAT shall be identified only at the year end.
  - During the quarter, trial run expenditure of Rs. 305.66 Lakhs have been capitalised after netting of revenue amounting to Rs. 6296.85 lakhs and expenses amounting to Rs. 6602.51 Lakhs for the period 01.04.2019 to 30.09.2019 in accordance with Ind AS 16.

For and on behalf of Board of Directors

For Nova Iron & Steel Ltd


(H.C. Verma)

Whole Time Director

DIN 00007681

Place : New Delhi

Date : 14.11.2019



## NOVA IRON & STEEL LTD

Registered Office : Village Dagori, Tehsil - Belha, Distt Bilaspur (Chhattisgarh)

Email: [rai\\_nisl2007@yahoo.com](mailto:rai_nisl2007@yahoo.com), website: [www.novaironsteel.com](http://www.novaironsteel.com)


(CIN: L02710CT1989PLC010052) Phone: 011-30451000, Fax: 011-23712737

Statement of Assets & Liabilities as at 30<sup>th</sup> September, 2019

	(Rs. In Lacs)	
Particulars	As at 30.09.2019 (Un - Audited)	As at 31.03.2019 (Audited)
<b>Assets</b>		
<b>Non-Current Assets</b>		
(a) Property, Plant & Equipment	37338.93	6106.75
(b) Capital Work In Progress	0.00	31541.48
(c) Financial Assets		
Non - Current Investments	144.16	144.16
Other Non- Current Financial Statements	40.00	40.00
(d) Income Tax Asset (Net)	44.24	44.24
(e) Deferred Tax Assets ( Net )	179.00	175.48
(f) Other Non Current Assets	1069.91	857.09
<b>Sub Total : Non - Current Assets</b>	<b>38816.24</b>	<b>38909.21</b>
<b>Current Assets</b>		
(a) Inventories	2782.23	4002.85
(b) Financial Assets		
Trade Receivables	77.45	308.70
Cash & Cash Equivalents	28.42	35.79
Other Current Assets	2931.25	3453.85
<b>Sub Total : Current Assets</b>	<b>5819.35</b>	<b>7801.18</b>
<b>Total Assets :</b>	<b>44635.59</b>	<b>46710.39</b>
<b>Equity and Liabilities</b>		
<b>Equity</b>		
(a) Equity Share Capital	3613.95	3613.95
(b) Other Equity	-2973.70	-598.13
<b>Sub Total : Equity &amp; Liabilities</b>	<b>640.25</b>	<b>3015.82</b>
<b>Non-Current Liabilities</b>		
(a) Provisions	151.81	151.81
(b) Other Non Current Liabilities	368.05	366.58
<b>Sub Total : Non Current Liabilities</b>	<b>519.86</b>	<b>518.38</b>
<b>Current Liabilities</b>		
(a) Financial Liabilities		
Borrowings	33157.29	33829.69
Trade Payables	1811.87	1535.48
(b) Provisions	45.93	41.54
(c) Other Liabilities	8420.48	7727.20
(d) Current Tax Liabilities	39.91	42.28
<b>Sub Total : Current Liabilities</b>	<b>43475.48</b>	<b>43176.19</b>
<b>Total Equity &amp; Liabilities :</b>	<b>44635.59</b>	<b>46710.39</b>

For and on behalf of Board of Directors  
For Nova Iron & Steel Ltd.

Place : New Delhi  
Date : 14.11.2019



(H.C. Verma)  
Whole Time Director  
DIN 00007681

**NOVA IRON & STEEL LTD.**

**CASH FLOW STATEMENT FOR THE PERIOD ENDED 30<sup>th</sup> SEPTEMBER, 2019**

(Amount in Rs.)

		For The Period Ended 30.09.2019		For The Period Ended 30.09.2018
<b>A. Cash Flow from Operating Activities</b>				
Net Profit / Loss (-) before Tax as per Statement of Profit & Loss account		(2379.09)		(153.31)
Adjustments for:				
Depreciation	710.78		44.85	
Interest Expenses (Net)	11.44		-0.50	
Remeasurement of Actuarial Gain / Loss	0.00	722.22	-17.22	27.13
<b>Operating Profit / Loss (-) before Working Capital Changes</b>		<b>(1656.87)</b>		<b>(126.18)</b>
Adjustment for:				
Increase (-) / Decrease in trade and other receivables	753.84		350.15	
Increase (-) / Decrease in inventories	1220.62		(23.95)	
Increase / Decrease (-) in trade and other payables	973.18	2947.64	780.68	1106.88
<b>Net Cash (Used In) from Operating Activities : A</b>		<b>1290.77</b>		<b>980.70</b>
<b>B. Cash Flow from Investing Activities</b>				
Purchase of Property, Plant & Equipment	(401.47)		(2495.16)	
Increase (-) / Decrease in Capital Advances	(212.82)		(121.36)	
Interest Received	2.25	(612.04)	1.44	(2615.08)
<b>Net Cash (Used In) from Investing Activities : B</b>		<b>(612.04)</b>		<b>(2615.08)</b>
<b>C. Cash Flow from Financing Activities</b>				
Interest Paid		(13.70)		(0.94)
Proceeds from Short Term Borrowings (Net)		(672.40)		1657.30
<b>Net Cash (Used In) from Financing Activities : C</b>		<b>(686.10)</b>		<b>1656.36</b>
<b>Net Increase in Cash and Cash Equivalents : (A-B-C) :</b>		<b>(7.37)</b>		<b>21.99</b>
<b>Cash and Cash Equivalents at the Beginning of the Year :</b>		<b>35.79</b>		<b>14.92</b>
<b>Cash and Cash Equivalents at the End of the Year :</b>		<b>28.42</b>		<b>36.91</b>

For and on behalf of Board of Directors

For Nova Iron & Steel Ltd.

*(Signature)*

(H.C. Verma)

Whole Time Director

DIN 00007681

